

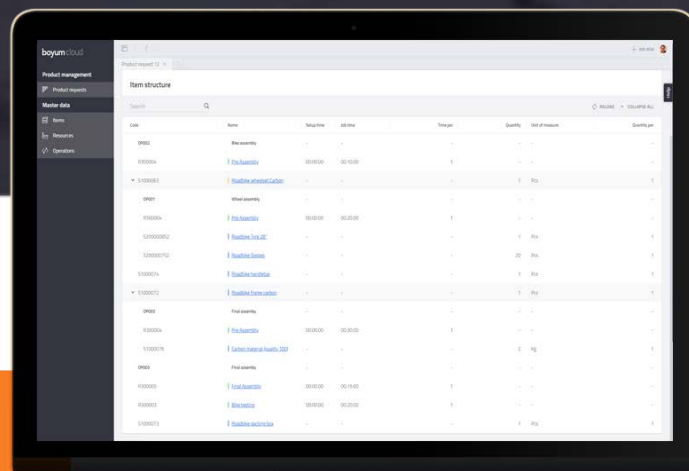


**MANAGE PRODUCTS
AND RELEASE THEM
FOR PRODUCTION**

PRODUCT DESIGN MANAGEMENT

Build helps manufacturing businesses get both **new and evolving products** on the **production line**; quickly, efficiently and accurately

Build helps the product development and production departments to manage requirements and specifications for new products, plan and keep track of the progress of relevant development tasks and add finished products into SAP Business One.



Item	Name	Quantity	Unit of Measure	Storage	Weight	Unit of Measure
00001	Raw assembly	1	PC			
00002	Sub-assembly	1	PC			
00003	Sub-assembly	1	PC			
00004	Sub-assembly	1	PC			
00005	Sub-assembly	1	PC			
00006	Sub-assembly	1	PC			
00007	Sub-assembly	1	PC			
00008	Sub-assembly	1	PC			
00009	Sub-assembly	1	PC			
00010	Sub-assembly	1	PC			
00011	Sub-assembly	1	PC			
00012	Sub-assembly	1	PC			
00013	Sub-assembly	1	PC			
00014	Sub-assembly	1	PC			
00015	Sub-assembly	1	PC			
00016	Sub-assembly	1	PC			
00017	Sub-assembly	1	PC			
00018	Sub-assembly	1	PC			
00019	Sub-assembly	1	PC			
00020	Sub-assembly	1	PC			
00021	Sub-assembly	1	PC			
00022	Sub-assembly	1	PC			
00023	Sub-assembly	1	PC			
00024	Sub-assembly	1	PC			
00025	Sub-assembly	1	PC			
00026	Sub-assembly	1	PC			
00027	Sub-assembly	1	PC			
00028	Sub-assembly	1	PC			
00029	Sub-assembly	1	PC			
00030	Sub-assembly	1	PC			
00031	Sub-assembly	1	PC			
00032	Sub-assembly	1	PC			
00033	Sub-assembly	1	PC			
00034	Sub-assembly	1	PC			
00035	Sub-assembly	1	PC			
00036	Sub-assembly	1	PC			
00037	Sub-assembly	1	PC			
00038	Sub-assembly	1	PC			
00039	Sub-assembly	1	PC			
00040	Sub-assembly	1	PC			
00041	Sub-assembly	1	PC			
00042	Sub-assembly	1	PC			
00043	Sub-assembly	1	PC			
00044	Sub-assembly	1	PC			
00045	Sub-assembly	1	PC			
00046	Sub-assembly	1	PC			
00047	Sub-assembly	1	PC			
00048	Sub-assembly	1	PC			
00049	Sub-assembly	1	PC			
00050	Sub-assembly	1	PC			
00051	Sub-assembly	1	PC			
00052	Sub-assembly	1	PC			
00053	Sub-assembly	1	PC			
00054	Sub-assembly	1	PC			
00055	Sub-assembly	1	PC			
00056	Sub-assembly	1	PC			
00057	Sub-assembly	1	PC			
00058	Sub-assembly	1	PC			
00059	Sub-assembly	1	PC			
00060	Sub-assembly	1	PC			
00061	Sub-assembly	1	PC			
00062	Sub-assembly	1	PC			
00063	Sub-assembly	1	PC			
00064	Sub-assembly	1	PC			
00065	Sub-assembly	1	PC			
00066	Sub-assembly	1	PC			
00067	Sub-assembly	1	PC			
00068	Sub-assembly	1	PC			
00069	Sub-assembly	1	PC			
00070	Sub-assembly	1	PC			
00071	Sub-assembly	1	PC			
00072	Sub-assembly	1	PC			
00073	Sub-assembly	1	PC			
00074	Sub-assembly	1	PC			
00075	Sub-assembly	1	PC			
00076	Sub-assembly	1	PC			
00077	Sub-assembly	1	PC			
00078	Sub-assembly	1	PC			
00079	Sub-assembly	1	PC			
00080	Sub-assembly	1	PC			
00081	Sub-assembly	1	PC			
00082	Sub-assembly	1	PC			
00083	Sub-assembly	1	PC			
00084	Sub-assembly	1	PC			
00085	Sub-assembly	1	PC			
00086	Sub-assembly	1	PC			
00087	Sub-assembly	1	PC			
00088	Sub-assembly	1	PC			
00089	Sub-assembly	1	PC			
00090	Sub-assembly	1	PC			
00091	Sub-assembly	1	PC			
00092	Sub-assembly	1	PC			
00093	Sub-assembly	1	PC			
00094	Sub-assembly	1	PC			
00095	Sub-assembly	1	PC			
00096	Sub-assembly	1	PC			
00097	Sub-assembly	1	PC			
00098	Sub-assembly	1	PC			
00099	Sub-assembly	1	PC			
00100	Sub-assembly	1	PC			

Key Issues

Adding products to SAP is often seen as the final hurdle in the product development process; getting a **product ready for production** is a **difficult, hands-on task**. There are many factors involved in making a product; the product manager needs to communicate the vision and materials used for the product, the production itself needs to be planned by the production manager, and issues and mistakes can lead to several iterations before a product is completed.

Communication between departments is essential in this process to ensure the **right materials and production methods** are used. But this process is often managed manually, leading to mistakes and lost production time.

Build, aimed primarily at the Production & Product Development departments, fixes this problem by providing a clear framework to guide each department through their responsibilities in this process, ensuring products are added to the system accurately and efficiently.

Build gives product managers the tools to integrate between their product development software and ERP system and gives production managers a fast way to add and update products that need to be produced, including the management of its operation plan. Other stakeholders in the process, such as shop floor employees who are building the products, or sales employees who are managing customer relationships, can use the software to track product updates or report problems that need to be addressed.




Use case

So what does that mean in practice?

Let's imagine we have a company that designs and manufactures high-quality racing bicycles. There is a product development department that's tasked with experimenting and pushing the boundaries of design. When the design is complete they would usually need to have a meeting with the production manager to transfer knowledge about the design, and then email documents to him to allow him to prepare the new bike for production. Then the production manager goes into SAP and starts to add the required materials manually to the system one by one. All sorts of parameters are added to the new materials until finally the operation plan is complete. This plan is based on the Bill of Materials received from the product manager, and is often in the form of a spreadsheet.

This process can cause various issues. For example, the manual copying of the BoM can result in errors through materials or quantities being entered incorrectly. This only comes to light when production has already started, it becomes apparent that the required material is not in stock and the production manager is informed of this by a shop floor employee. As a result, a new iteration of the operation is required, stock is not ordered and production is delayed.



How Build can **improve** this process

1 Plan new product developments between departments

Use product requests to manage the handover between product development and production departments.



3 Track progress of product development

A planning board gives you an overview of new products and product updates.



5 Build operation plans in a fast, fluid way

Drag and drop operations, materials and resources to craft operation plans faster than ever before.



7 Release products when you are ready

Reduce disruptions in production and purchasing processes by not committing unfinished, unapproved work.



2 Quickly add new items to your database

Add items based on templates to save time on tedious parameter changes within SAP Business One.



4 Import a Bill of materials from CAD file

Get materials in the system quickly once product design is completed.



6 Calculate product costs

Determine material and labor costs based on the product structure, calculate manufacturing and sales costs and transfer the sales price to an SAP Business One pricelist.



Key benefits and functions

PLANNING BOARD

Keep track of production items currently in product development, plan these requests and track progress.

ATTACHMENTS AND TASKS

Manage attachments such as specifications or drawings as well as product request tasks.

TRACK PRODUCT STATUSES

Track completion date, see the current status of each product request.

BILL OF MATERIALS IMPORT

Use an Excel template to import Bill of Materials from your CAD or PDM solution.

BILL OF MATERIALS MANAGEMENT

Manage new imported Bill of Materials, add materials or items from other products or create product requests for individual items.

OPERATION PLAN MANAGEMENT

Craft operation plans in a fast and fluid way; drag and drop operations, resources and materials into your plan based on an imported Bill of Materials.

ADD ITEMS, RESOURCES, AND OPERATIONS

Create and edit required items, resources, and operations so they can be used in the operation plan.

TEMPLATE ITEMS

Define templates to simplify the creation of new articles and avoid errors in parameter selection.

PRODUCT HISTORY

Track completed product requests for individual products to review changes.

PRODUCT COSTING

Calculate new and evolving products and transfer the determined sales price to an SAP Business One price list.

Next steps

1 GET
MORE
INFO

Browse to the
product page



2 TAKE A
LOOK

Watch a
demo video



3 TRY
IT OUT

Get your 20-day
free trial



4 REQUEST
A DEMO

Manage products
and release them
for production



<https://www.boyum-solutions.com/our-solutions/operations-management/product-management>

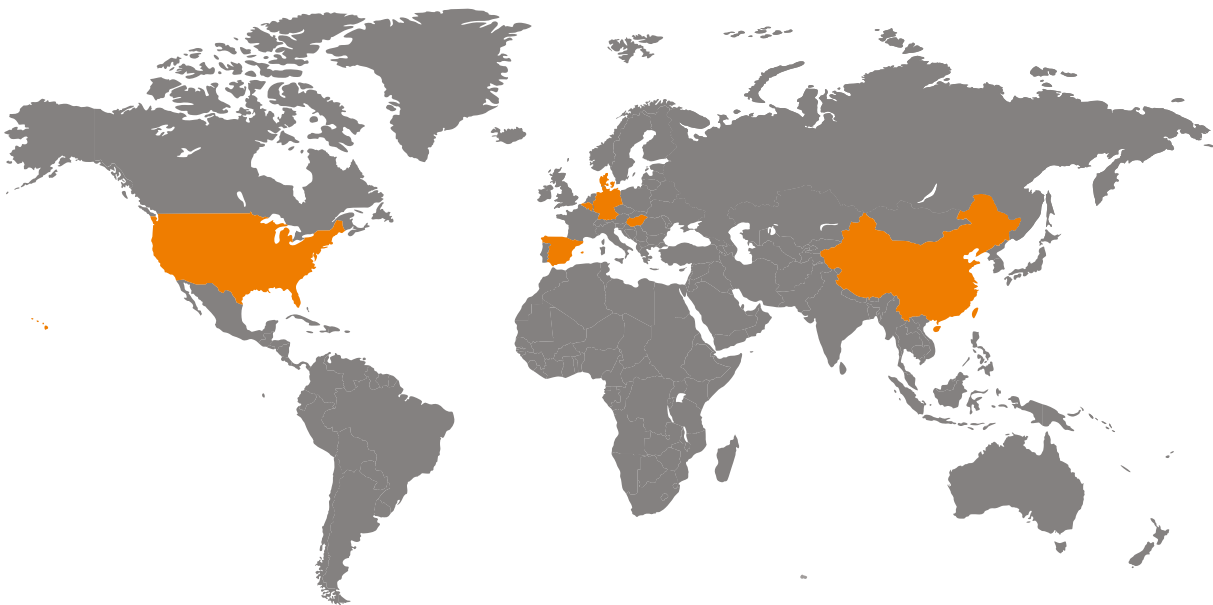




Industry **leading** solution provider

Boyum IT Solutions is today the global leading software solution provider in the SAP Business One ecosystem and have received more than 20 SAP awards. Among these are the SAP Global Solution of the Year Award and People's Choice Award, which we received for the last 4 years.

We have the largest partner and customer ecosystems, with a presence in 115 countries and just over 9,000 customers and 200,000 users.



Boyum IT Solutions A/S Headquarters (Denmark)

✉ sales@boyum-it.com
🌐 boyum-solutions.com

▶ youtube.com/user/boyumit
🐦 twitter.com/boyumit

📍 Boyum IT Solutions
Sintrupvej 71b, 1th
DK - 8220 Brabrand